

*Wielkanocne
karty pracy*




Karta Pracy

Pokoloruj.







Karta Pracy

Pokoloruj.



Karta Pracy

W każdej linii skreśl element, który nie pasuje.










Karta Pracy

Za wielkanocnymi zwierzątkami ukryły się pisanki. Znajdź je wszystkie, policz i narysuj odpowiednią ilość kropek w okienku.




Karta Pracy

Połącz ze sobą takie same pisanki.



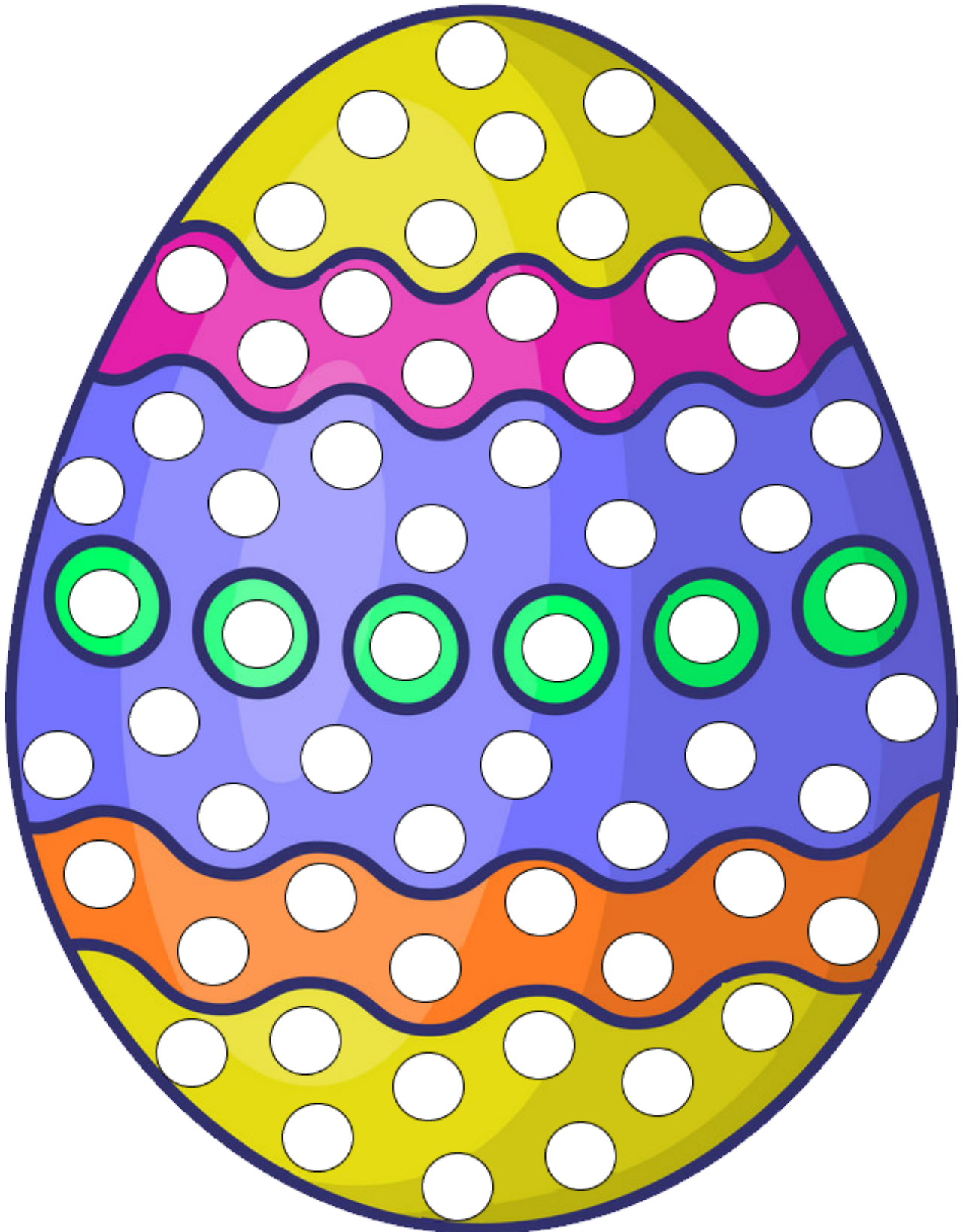
Karta Pracy

Popraw szare szlaczki na pisanice.



Karta Pracy

Wypełnij kulkami z plasteliny w odpowiednich kolorach.



Karta Pracy

Wypełnij kulkami z plasteliny w odpowiednich kolorach.



Karta Pracy

Wypełnij kulkami z plasteliny w odpowiednich kolorach.




Karta Pracy

Grafomotoryka- rysuj po śladzie.




Karta Pracy

Grafomotoryka- rysuj po śladzie.




Karta Pracy

Grafomotoryka- rysuj po śladzie.



Karta Pracy

Grafomotoryka- rysuj po śladzie.





Karta Pracy

Otocz pętlą potrawy wielkanocne.



Karta Pracy

Połącz z koszykiem rzeczy, które powinny znaleźć się w wielkanocnym koszyku.




Karta Pracy

Dorysuj drugą część.









Karta Pracy

Dorysuj drugą część.






Karta Pracy

Połącz wielkanocne symbole z ich cieniami.



Karta Pracy

Doprowadź pisanki do koszyka.



Karta Pracy

Wytnij potrawy i umieść je w koszyku.

